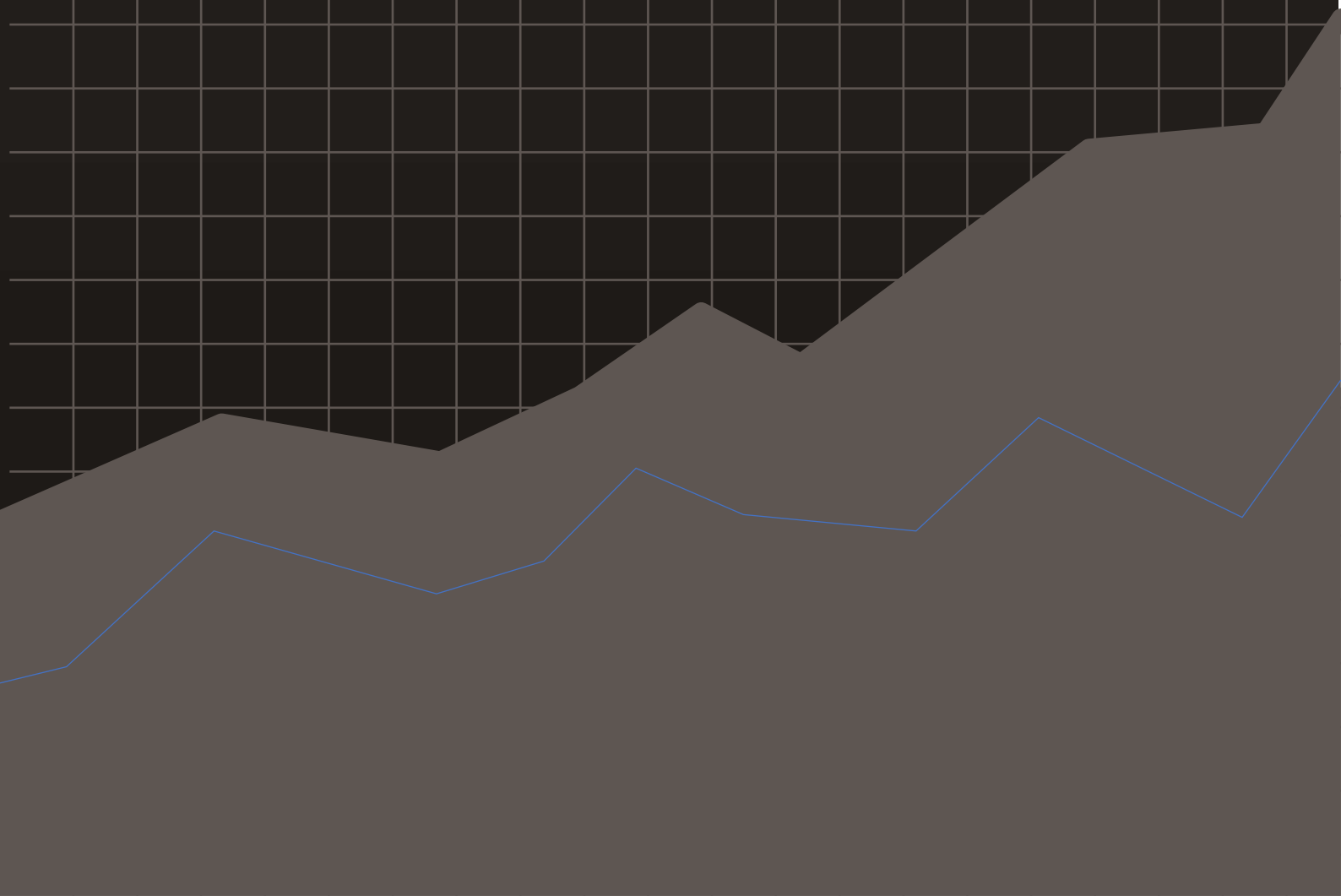


# CFD TRADING GUIDE

Daily FX Markets



The aim of this guide is to provide you with prerequisite information that you will need before venturing into CFD trading. This guide is not intended to encourage nor discourage you about CFD trading. Any investment decision you make should only be done after you have consulted your broker or financial advisor with respect to your financial circumstances.

1. Brief History of CFD's .....	3
2. What are CFD's? .....	3
3. Notable CFD Terms.....	5
4. Available CFD's .....	6
5. Trading CFD's .....	10
6. Pros & Cons .....	11
Pros .....	11
Cons .....	12
7. 5 Trading Tips .....	12
8. Choosing a Broker.....	14

## BRIEF HIStoRy oF CFD's

## Brief History of CFD's

The first CFD was created in the 1990's by a derivative brokerage firm called Smith New Court in London in order to fulfill the needs of hedge funds who wanted to short the market using high leverage in order to place larger bets.


CFD's also gave these hedge funds the ability to avoid stamp duty (because there are no actual shares being bought) which quickly gained them further attention, though are still subject to Capital Gains Tax charged on the income earned from closed contracts. The first company that brought CFD's to retail investors on a mass scale was GNI. They did this through their online trading system called GNI Touch. Through GNI Touch private investors and small investment companies were actually able to trade assets on the London Stock Exchange as a CFD.

At this time, volatility was the norm for just about any tech stock which was a perfect environment for CFD trading as the daily pendulum changes in these tech stocks made long term investments unnecessary. Once traders understood the advantages of CFD trading over the more conventional share trading, the CFD offering expanded into other asset classes like indices, commodities and currencies. At present about 25% of Britain stock market trading volume is related to CFD's trading.

WHAT ARE CFD's?

## What are CFD's?

The Acronym CFD stands for contract for Difference. it is an agreement to exchange the difference of price movements in a financial market or instrument.



The trader does not actually own shares of a company, or asset, rather just has the right to buy or sell an amount of shares or contracts on margin which results in a profit or loss to the trader. Simply put, CFD's are just another trading vehicle for you to speculate with whose price is derived from an underlying, exchange traded, market.

## Notable CFD Terms

Trading CFD's has many of the same terms used when trading Forex Futures and even stock trading, however here are a few highlights that should be noted.

### Margin and Leverage

A fractional deposit used as collateral to control a larger position size. Though brokers differ in the margin they require for different assets, it is not uncommon to see initial margin requirements of as little as 5% of the total value of a position (or 20:1 leverage).

### Dividends

When trading CFD's you should note that brokers generally need to account for dividend adjustments on applicable assets that are held during that time. This is generally done as a simple debit (if you are short), or credit (if you are long) adjustment in your account.

NOTE: Dividend adjustments only occur if the underlying company of the shares held declares and pays dividend to its shareholders.

### Interest or Financing

Since you are borrowing funds on margin when trading CFD's, you would receive a daily financing fee on any position held overnight also. This fee is usually the current LIBOR rate plus or minus the broker's added fee marked in it.

**Example:** LiBoR +/- 300 basis points.

NOTE: Long positions are debited the daily finance charge. Short positions are credited the daily finance charge.

### Profit & Loss Denominations

CFD profit and losses are also realized in the same underlying currency the asset is traded in.

**Example:** if you are trading the UK 100 (FTSE 100 Index), then your profit or losses would be in Pounds, however if you were trading the Us 30 (Dow Jones Industrial Average) your profit or losses would be in US Dollars.

### **Commissions**

Some CFD's (specifically individual shares) have commissions as either a fixed amount, or as a percent of the value of the position and are done when the trade is entered and exited. Be sure to check with your broker before you trade on what CFDs they charge a commission, and how they calculate it.

### **Contract Size**

This is the minimum amount of an asset that you can control. The sizes vary depending on the broker, and the asset class so be sure to note each before you begin trading.

### **DMA**

Also known as Direct Market Access, DMA allows you to trade straight into the order books of the underlying global financial exchanges. Unlike standard OTC (Over-the-Counter) CFD pricing, DMA trading can offer traders access to level 2 quotes and even the ability to trade inside the spread on individual shares.

### **Guaranteed Stop Order**

A pre-set absolute limit on the liability you have on a position regardless of market actions. Think of them as a conventional Stop Order with added protection. Guaranteed Stops usually have an additional charge attached to them for the guarantee.
















AVAILABLE CFD's

## Available CFD's

Below is a list of the different assets you can trade as a CFD depending on your brokers offering. since a comprehensive list would be massive and is always changing, here are just a few bullets so you can see how much flexibility you would have.

## Indices

Literally the world's indices can be traded from Australia to Mexico, Singapore to Germany, or India, the U.S. and everything in between.

Investing.com							
Real-Time 24hr Indices Cash CFDs							
Index :	Last	Prev.	High	Low	Chg.	Chg. % :	Time :
 Dow 30	22,784.50	22,773.67	22,800.00	22,724.50	+10.83	+0.05%	13:41:34
 S&P 500	2,549.52	2,549.33	2,552.28	2,545.78	+0.19	+0.01%	13:41:25
 Nasdaq 100	6,068.2	6,064.6	6,078.5	6,056.3	+3.6	+0.06%	13:41:32
 SmallCap 2000	1,509.88	1,509.88	1,516.26	1,507.63	0.00	0.00%	06/10
 DAX	12,970.50	12,955.94	12,997.50	12,943.25	+14.56	+0.11%	13:41:34
 FTSE 100	7,497.00	7,522.87	7,531.85	7,493.50	-25.87	-0.34%	13:41:34
 CAC 40	5,362.05	5,359.90	5,380.30	5,352.50	+2.15	+0.04%	13:41:34
 Euro Stoxx 50	3,609.50	3,601.40	3,619.50	3,600.50	+8.10	+0.22%	13:41:20
 AEX	541.28	539.90	543.00	539.73	+1.38	+0.26%	13:41:02
 IBEX 35	10,256.00	10,185.50	10,311.00	10,157.00	+70.50	+0.69%	13:41:22
 FTSE MIB	22,445.50	22,392.31	22,533.50	22,365.50	+53.19	+0.24%	13:40:32
 SMI	9,261.50	9,252.12	9,273.50	9,241.50	+9.38	+0.10%	13:41:21
 Nikkei 225	20,733.00	20,690.71	20,760.00	20,637.50	+42.29	+0.20%	13:40:27
 S&P/ASX 200	5,743.50	5,739.30	5,745.50	5,734.50	+4.20	+0.07%	13:40:33
 Hang Seng	28,338.00	28,326.59	28,377.00	28,321.50	+11.41	+0.04%	13:41:22

## AvAIABIE CFD's

## Equities

Just about any globally traded stock can be traded as a CFD.

## Dow Jones Industrial Average (DJI)

NYSE ▾

Add to Portfolio

Create Alert

**22,785.00** **+11.33 (+0.05%)**

 13:43:00 GMT - Real-time Data. Currency in USD ( [Disclaimer](#) )

Type:	Index
Market:	United States
# Components:	30

 Volume: **21,819,153** | Open: **22,779.73** | Day's Range: **22,774.78 - 22,803.37**
[General](#) | [Chart](#) | [News & Analysis](#) | [Technical](#) | [Forum](#)
[Overview](#) | [Components](#) | [Historical Data](#) | [Related Instruments](#)

## Dow Jones Industrial Average Components

<b>Price</b>	Performance	Technical	Fundamental
--------------	-------------	-----------	-------------

Download Data

Name :	Last	High	Low	Chg.	Chg. % :	Vol. :	Time :
3M	216.42	216.50	215.69	-0.10	-0.05%	68.37K	13:43:09
American Express	91.70	91.92	91.50	+0.15	+0.17%	136.70K	13:43:23
Apple	155.86	155.93	155.51	+0.56	+0.36%	1.39M	13:43:22
Boeing	258.37	259.00	258.00	-0.21	-0.08%	201.81K	13:43:23
Caterpillar	126.69	126.93	126.60	-0.24	-0.19%	218.57K	13:43:14
Chevron	117.85	117.89	117.01	+0.82	+0.70%	248.85K	13:43:21
Cisco	33.84	33.89	33.76	+0.09	+0.27%	672.84K	13:43:14
Coca-Cola	45.39	45.60	45.39	-0.10	-0.22%	571.74K	13:43:23
DuPont	71.27	71.40	71.15	+0.05	+0.07%	444.47K	13:43:26

AVAILABIE CFD's





## **Commodity**

Gold, Silver, Corn, Soybeans, Orange juice, Carbon Emissions, Cocoa, Sugar, Crude, the list goes on.

## **Forex**

All major, minor and exotic currency pair can also be traded as a CFD.

## **Bonds**

Global Bonds are available in countries like Italy, Germany, United Kingdom, U.S. and Japan.

## **Inflation**

You can even trade the UK or US Consumer Price Index, among others.

## Trading CFD's

CFD trading is very similar to trading other margined asset classes. Below is an example that includes a few transaction charges and a daily finance charge if you held a position overnight.

NOTE: some CFD's do not have transaction charges as a percentage of the notional value, rather they use a fixed amount, just as some CFDs wrap all of their fee's into the spread while others charge a straight commission. Be sure to check with your broker before you trade.

### Step 1: Open a Position

Buy 10 Apple CFD's at \$500 for a value of \$5,000 Margin requirement for this is 5% so the funds needed to hold the position is  $(500 \times 10) \times .05$ , or \$250. Commission charged for this transaction is 0.1% of the total notional value of the trade, or  $(\$5,000 \times 0.1\%) = \$5.00$

### Step 2: Overnight Financing

For the sake of simplicity we will assume the day's closing price for Apple was our purchase price of \$500.

Financing is generally  $(\text{LIBOR} \pm \text{the brokers mark up}) / 365$ . In this case  $(.005 + .03) / 365$ .

So the finance charge for holding 10 Apple CFD's valued at \$500 each overnight is  $(10 \times 500) \times (.035 / 365) = 48$  cents.

### Step 3: Closing the Position

The following day the price of Apple was at \$510 and the position is closed out at that price with value of \$5,100 Sell 10 Apple CFD's at \$510

Gross Profit is then  $\$5,100 - 5,000 = \$100$

Commission charged for this transaction is 0.1% of the total notional value of the trade, or  $(\$5,100 \times 0.1\%) = \$5.10$

The Total Costs on the trade are: Two transaction costs of \$5.00 and \$5.10 and one overnight financing charge of 48 cents, or \$10.58.

Net Profit is then  $\$100$  (Gross Profit)  $- \$10.58$  (Total Costs)  $= 89.42$

PROs & CONs

# Pros & Cons

## Pros

### Leveraging through margin

By placing a small deposit to fulfill their margin requirement, a trader is able to hold a larger position than they would without leverage and thus can earn a higher return on their investments.

### No stamp duty

As traders do not purchase the underlying assets, they do not need to access the actual stock exchange to transact and hence there is no stamp duty charges levied on CFD transactions.

### No time expiry

Unlike an Option, there are no limits to how long or short you can hold a position as there is no time decay with CFD trading. Of course as a margined product with financing charges it may not be suitable for all trading methods but you can hold positions for any length of time so long as you have the funds in your account to control it.

### Portfolio hedge

Due to CFD's availability in just about any asset class, a trader has an opportunity to hedge their overall portfolio using them.

### Dividends are paid

Since owning a CFD is similar to owning shares, if the trader holds a long CFD position during a dividend payout in the underlying share, the trader will also receive the dividend payout.

### Ability to short shares

CFD's allow traders to profit on falling markets as well.

### After hour trading

Traders can sometimes still purchase CFD's from brokers even after the market for the underlying asset is closed.

### Choices

CFD's are not limited to equity based assets but also include major indexes, commodities, currencies and sectors. Traders have a wide array of choices for their investment portfolio all in one account.

## PROs & CoNs

## Cons

### Leveraging through margin

By placing a small deposit to fulfill their margin requirement, a trader is able to hold a larger position than they would without leverage and thus can earn a higher return on their investments.

NOTE: or potentially lose a higher rate, if not all of their investment

### Interest or financing charges

As CFD's trade on margin, the trader is essentially borrowing the funds from a CFD broker. If the trader holds the CFD position overnight, interest on the margin provided by the CFD broker is charged to the traders account.

### No voting rights

Owning CFD's is similar to owning the shares of a company except that the trader does not actually own the shares. Consequently, CFD owners do not have rights to vote as a shareholder would.

### Dividends are charged

If the trader is short a company when they declare a dividend, their account will be deducted the dividend amount.

### Availability

CFD trading is not legal in all countries, most notably the United States.

5 TRADING TIPS

## 5 Trading Tips

There are many ways to speculate which each trader can experiment with and decide what is best for them. Here though are a few tips that should work with any trading method that any good successful trader can use to build around.

### 1. Have Clearly Defined Goals

Before you enter a trade you need to know exactly what your goals are in terms of profit targets or percentage targets. You need to know this fully, and understand your

reasoning for doing it in clear and well defined terms so you can build on it as you progress as a trader.

## **2. Have a Strategy**

Putting odds in your favor through simple Reward/Risk ratio's, using scaling techniques to get in and out of trades, using specific indicators or chart patterns; all of these and more can be used as a strategy to enter and exit trades and can be quite useful. Make sure you know what your plan is, stick to it, and keep it also well-defined so you can also learn from it understand if changes need to be made as you progress as a trader.

## **3. Be Disciplined**

This is probably the hardest of all of them as it directly touches on the emotional side of trading. You will constantly be tested by greed or fear to change your strategy and/or your goals. Do not do this as you set those up when you were rational before the trade was even placed. There are always exceptions to rules, but even if "this time is different" you will open yourself up to believing the next time is different too and pretty soon you will not have any discipline at all. There is always another trade, stay disciplined and stick to your goals and strategies.

## **4. Keep a Journal**

Many traders do not do this though it can be an invaluable teaching tool in showing them their rationale of entering a trade before it occurred. Not only does it help in showing the logic of a trade, but also details into the steps they took before they entered the trade and if it still applies for future trades, or if adjustments need to be made. Keeping a journal will give you great insight into aspects of your trading strategy, goals and disciplines few other methods can do.

## **5 TRADING TIPS**

### **5. Expect to be Wrong**

Your ego will kill you in this game, but if you expect to be wrong more often than right you will not be as affected by it. Knowing and accepting you will be wrong gives you some mental stability and allows you to then focus in on what to do in order to setup trades that gives you a good Reward to Risk ratio and protect your capital. Whether that is putting in better risk parameters before you trade, changing your trading goals, or staying patient and understanding there are limitless opportunities, understanding that being wrong is part of the game changes your mental framework for the better.

## Choosing a Broker

The following are key criteria to consider when choosing a CFD broker. Always ask to try out their demo account to test their platform, margin and overnight financing policies, minimum trade sizes and other attributes that are particular to those assets you have an interest in trading.

The screenshot shows the 'Forex Brokers' page on Investing.com. The page includes a search bar for 'Broker Name', a '+ Add a Broker' button, and a 'Refine Results' sidebar with filters for Trading Information, Trading Platforms, Minimum Deposit, Maximum Forex Leverage, EUR/USD spread, and Other Features (Mobile Trading). The main content is a table of brokers with columns for Broker Name, Minimum Deposit, and EUR/USD spread, each with a 'Start Trading' button.

Broker Name	Minimum Deposit	EUR/USD spread
<b>Broker A</b> Info... View Profile Show regulators (8) Products Accounts Interviews	\$50	0.5 Pips
<b>Broker B</b> Info... View Profile Show regulators (4)	\$100	1 Pip
<b>Broker C</b> Info... View Profile Show regulators (4)	\$5	0.1 Pips
<b>Broker D</b> Info... View Profile Show regulators (2)	\$5	0.1 Pips
<b>Broker E</b> Info... View Profile	\$100	1.1 Pips

## CHOOSING A BROKER

## **Margin Policies**

Most CFD providers allow at least 10:1 leverage (10% margin requirement), however there are some CFD's which may require higher margins ranging from 20%-70% depending on the liquidity of that specific CFD. Also note that different providers offer different terms even for the same asset class so do not take for granted margin policies between brokers.

## **Number of CFD's Available**

There is a wide range of CFDs available between brokers. Some brokers simply focus on major indices and Gold and Silver, while other brokers may offer literally thousands of CFD's with all major and minor indices, thousands of individual shares, metals, interest rate vehicles, commodities, bonds, softs, etc.

## **Interest Rate Adjustments**

Check the base rate the CFD providers use to calculate the interest rate and what their markup is. Most CFD brokers follow the LIBOR rate and add or subtract 2 – 3% from there.

## **Commissions**

Most CFD providers charge a commission of 0.1%-0.2% of trade size each way or a minimum of \$10-\$25, whichever is higher. Just like Margin Policies, different brokers charge different commissions on every asset class.

## **Spreads**

Some providers may offer smaller commission but provide wider spreads, whereas other providers may charge higher commissions but smaller spreads. Know your costs.

## **Other Fees**

Depending on the origin of the country the CFD is being traded, the trader may be charged a monthly fee to access live dynamic prices, or even get inactivity fees if they are not trading enough. Ask your broker to list all of the fees they charge.

## **Broker Regulation**

Be sure to work with firms that are regulated under at least one major regulatory body.

CHOOSING A BROKER

Firms will display this at the bottom of their website, and/or detail it on their “About Us” section. Some notable regulatory bodies are:

- Financial Services Authority (FSA) in the United Kingdom
- Australian Securities and Investments Commission (ASIC) in Australia

### **Broker Reputation**

Check if the company is stable and well established. This can easily be done by doing a search on the internet and reading other trader stories. Also, it is always good to find out if the CFD provider is part of a larger financial group.

### **Customer Support**

Call to check how fast your questions are handled, how well trained they are on the nuances of CFD trading, how they handle fund requests, and of course how they would handle any trade related questions if a bad fill occurs or their software goes down.

### **Intangibles**

There is a lot of competition between brokers that you can use to your advantage. Many of the good ones can provide you with internal or even 3rd party resources that smaller, less equipped brokers cannot. Some of these resources focus on daily, or even live commentary for all offered markets which can help keep you current on events.

## TRADING Risks

# Trading Risks

Trading CFD's on margin involves a very high level of risk and as such may not be suitable to those investors who are adverse to risk. Any type of speculation that can yield an unusually high return on an investment is subject to unusually high risk of loss as well. In saying this, before deciding to trade CFD's you should carefully consider your objectives, level of experience, and risk appetite. You should only use surplus funds for trading and anyone who does not have such funds should not participate in live trading. Here are common risks associated with trading margined CFD's which include, but are not necessarily limited to the following:



### **Overtrading**

Many traders find themselves trading because they love the excitement of it, and get sloppy with their rules and methodologies. Overtrading occurs usually because of boredom or an addiction to trading and must be watched closely.

### **Market Risk**

Market Risk are risks associated with the price movement of the CFD traded which can result from a change in economic, company, environmental, or political conditions.

### **Liquidity Risk**

Liquidity Risk results from decreased liquidity of a CFD. This can be due to unanticipated changes in economic, company, environmental and/or political conditions. Decreases in liquidity can result in “Fast Market” conditions where the price of an asset moves sharply higher or lower, or in a volatile up/down pattern.

### **Excessive Leverage**

Leverage works for speculators when price action is favorable, but can work against the speculator as well if the market action is not favorable. As a result, it is possible that the amount of margin initially pledged against a trading position and the total amount of equity in the account can be completely depleted or even be negative because of excessive leverage used.

## TRADING RISKS

### **Technology Risk/Internet Trading Risks**

There are risks which are associated with utilizing an Internet-based deal execution trading system. For example, the failure of hardware, software, and Internet connection can happen at any time.

### **Fraud**

Fraud can occur anywhere so be sure your broker is regulated with a well-known regulatory body, and has a long track record of good business practices.